




BRAVO DOORS



LIFE
GOES THROUGH IT®



Bravo Interior Stile & Rail MDF Doors

The beauty of Bravo Doors from Simpson® is that they are built just like traditional stile and rail wood doors. The construction and fine details are assembled by hand, integrating the latest technology with excellent craftsmanship.

All Bravo Doors are made from highly refined MDF, which is a stable and abundant wood fiber material. This blend of modern materials and technology delivers architecturally-true, paint-ready doors to fit any interior style.




Why Bravo Doors

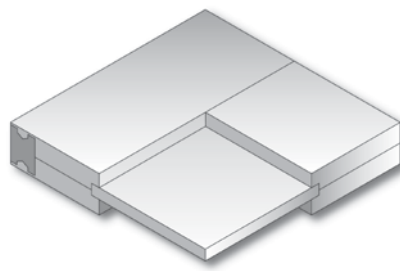
- Traditional doweled stile and rail construction provides authentic millwork profiles and joinery
- Perfect for historical renovation projects or anywhere precise molding details are desired
- Extensive design flexibility. Choose one of our standard designs or create your own custom design
- Manufactured with highly refined MDF, an environmental friendly wood fiber material
- Double primed and ready to begin the painting process
- Integra-Lok® wood edge for screw holding performance and keeping door rigid and straight
- Flat panels available in 3/8" and 11/16" thickness
- Raised panels available in 11/16", 1" and 1-1/4" thickness in hip or scoop detail
- Two raised molding options available on most designs
- Three sticking profiles: ogee, shaker and step-shaker
- 20-minute positive pressure fire rating available
- Manufactured in the United States



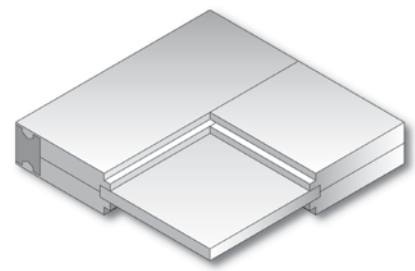
Standard Profiles



Bravo Raised Panel Ogee Sticking

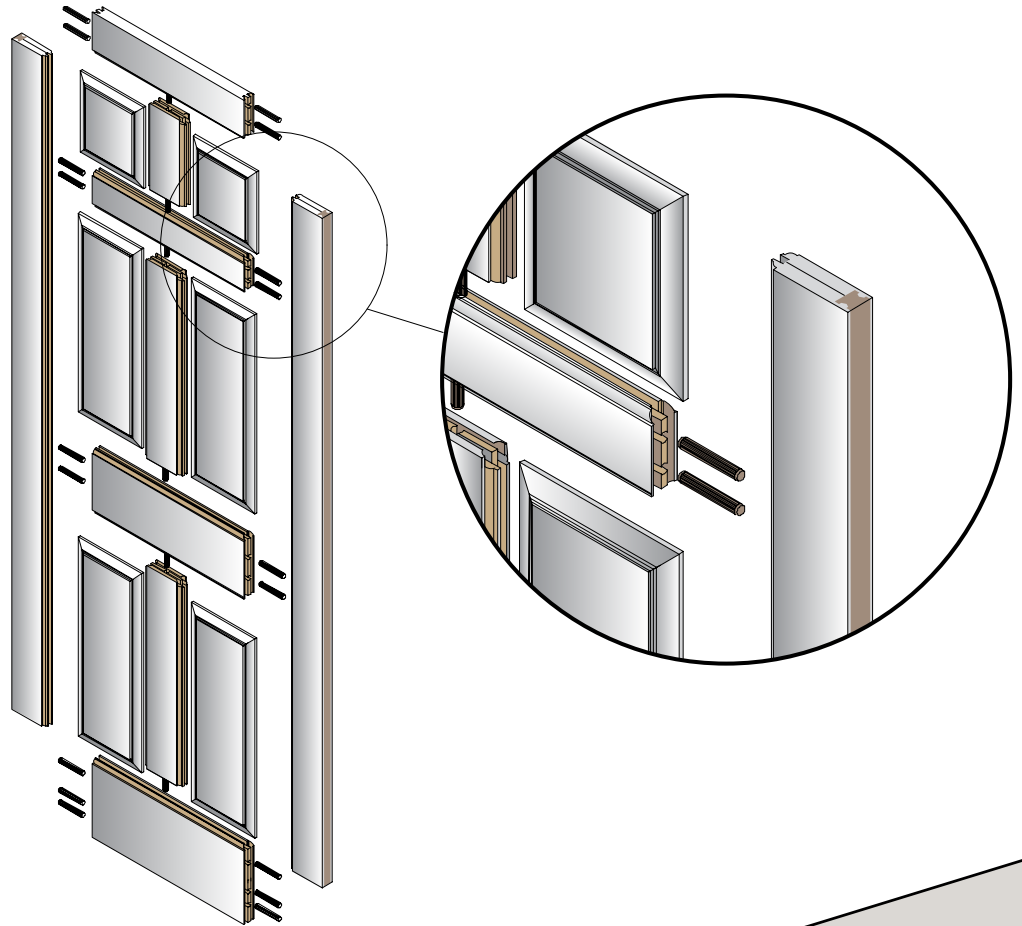


Bravo Flat Panel Shaker Sticking



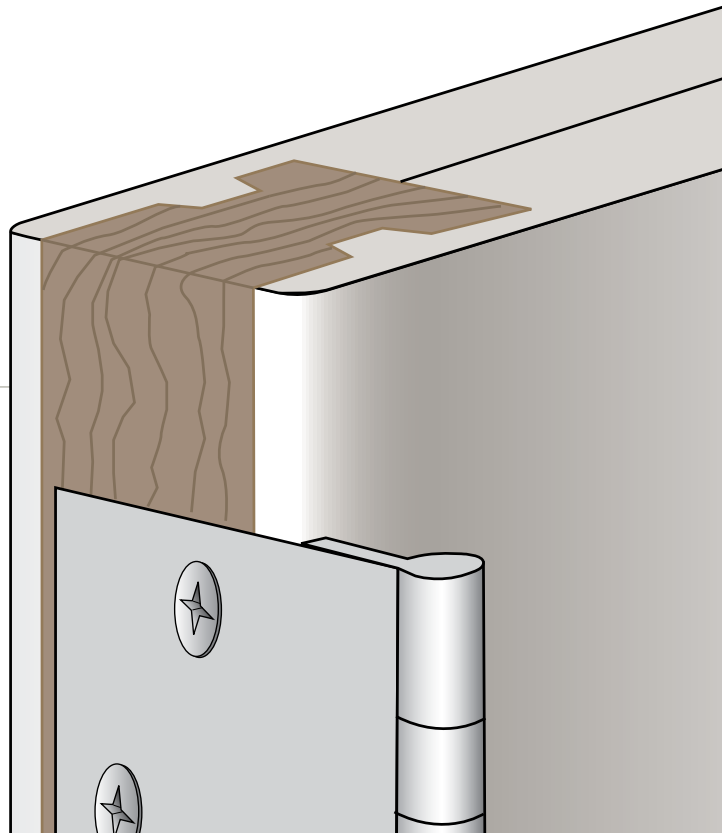
Bravo Flat Panel Step-Shaker Sticking

True Stile & Rail Construction



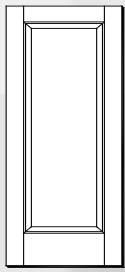
Integra-Lok® Wood Edge

The Integra-Lok wood edge is keyed and bonded into the edge of every Bravo door utilizing the Fiberfuse™ process. This unique design feature will not allow the edge to pull out and ensures screw-holding strength.

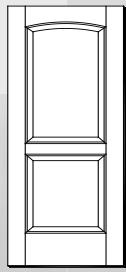


Available Door Designs

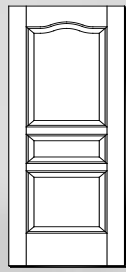
Simpson Bravo doors are available in nearly limitless designs, sizes and options. The designs shown here are some of the most popular. To view all the standard designs, visit simpsondoor.com.



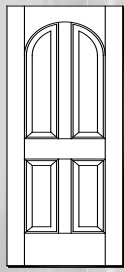
84101



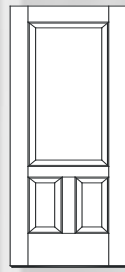
84202



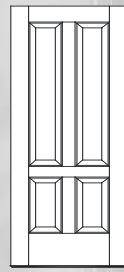
84303



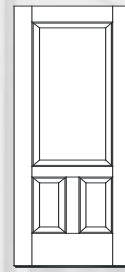
84404



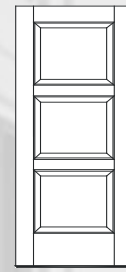
84501



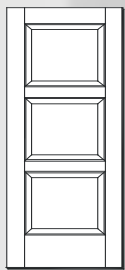
84509



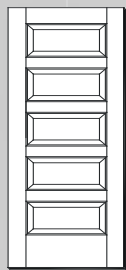
84510




77684



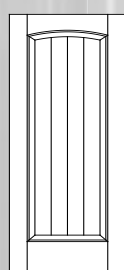
84516



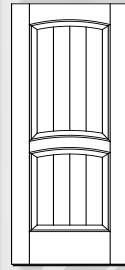
84517



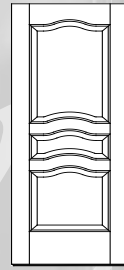
84521




84538



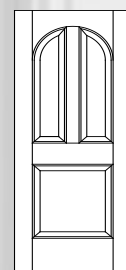
84543



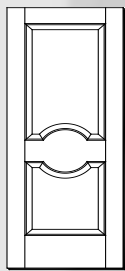
84546



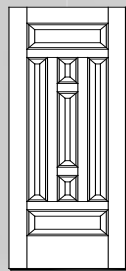
84550



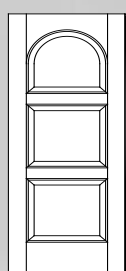
84553



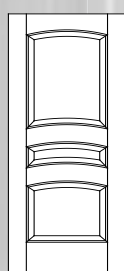
84554



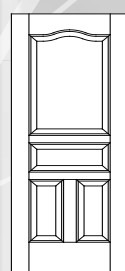
84566



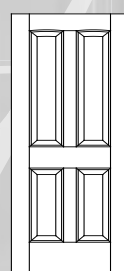
84569



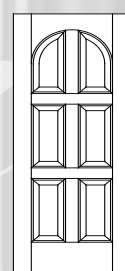
84570



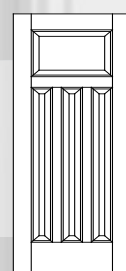
84577




84581



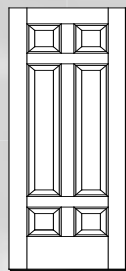
84589



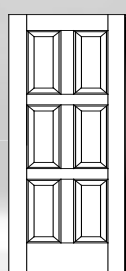
84599



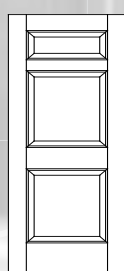
84602



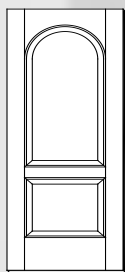
84607




84610



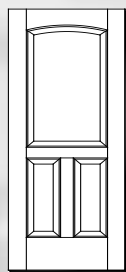
84620



84638



84642



84645

LIFE | GOES THROUGH IT®

simpsondoor.com | 1.800.SIMPSON
400 Simpson Avenue, McCleary, WA 98557

Please visit simpsondoor.com to view our complete online catalog, download literature, view our care and finishing recommendations, or just get some inspiring door ideas.

To order additional Simpson literature, call 1.800.SIMPSON or visit either simpsondoor.com or your Simpson Authorized Dealer.

©2011 Simpson Door Company. All proprietary names are trademarks of Simpson, unless otherwise noted. Integra-Lok and Fiberfuse are trademarks of ABS. All rights reserved. Reorder #9548. February 2011



Learn more about Simpson products using your smartphone.

Get the free mobile app at <http://gettag.mobi>

Simpson®
Door Company